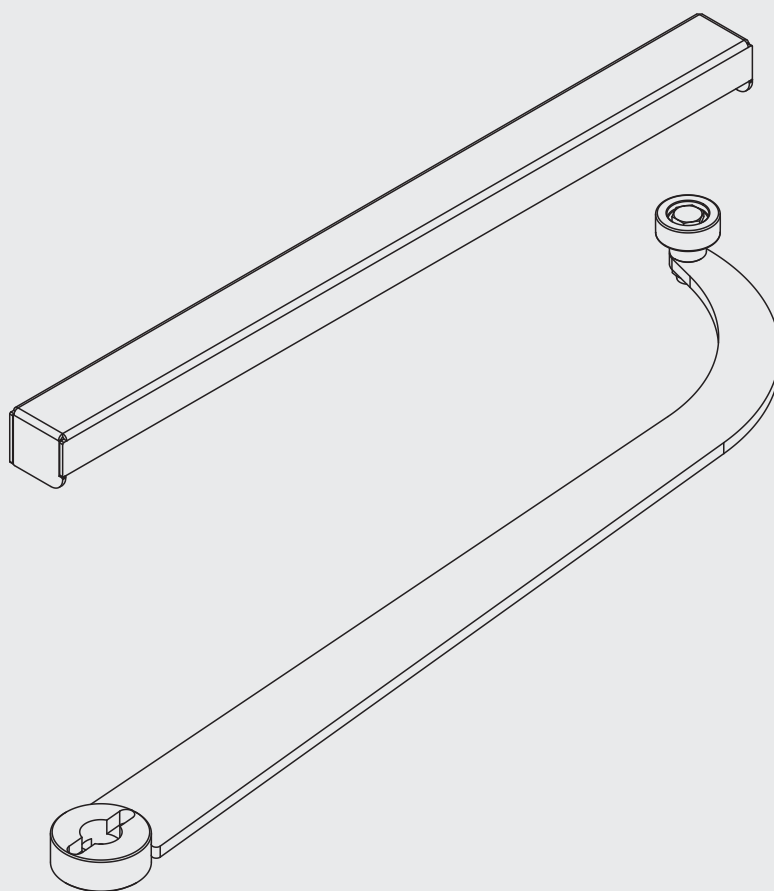


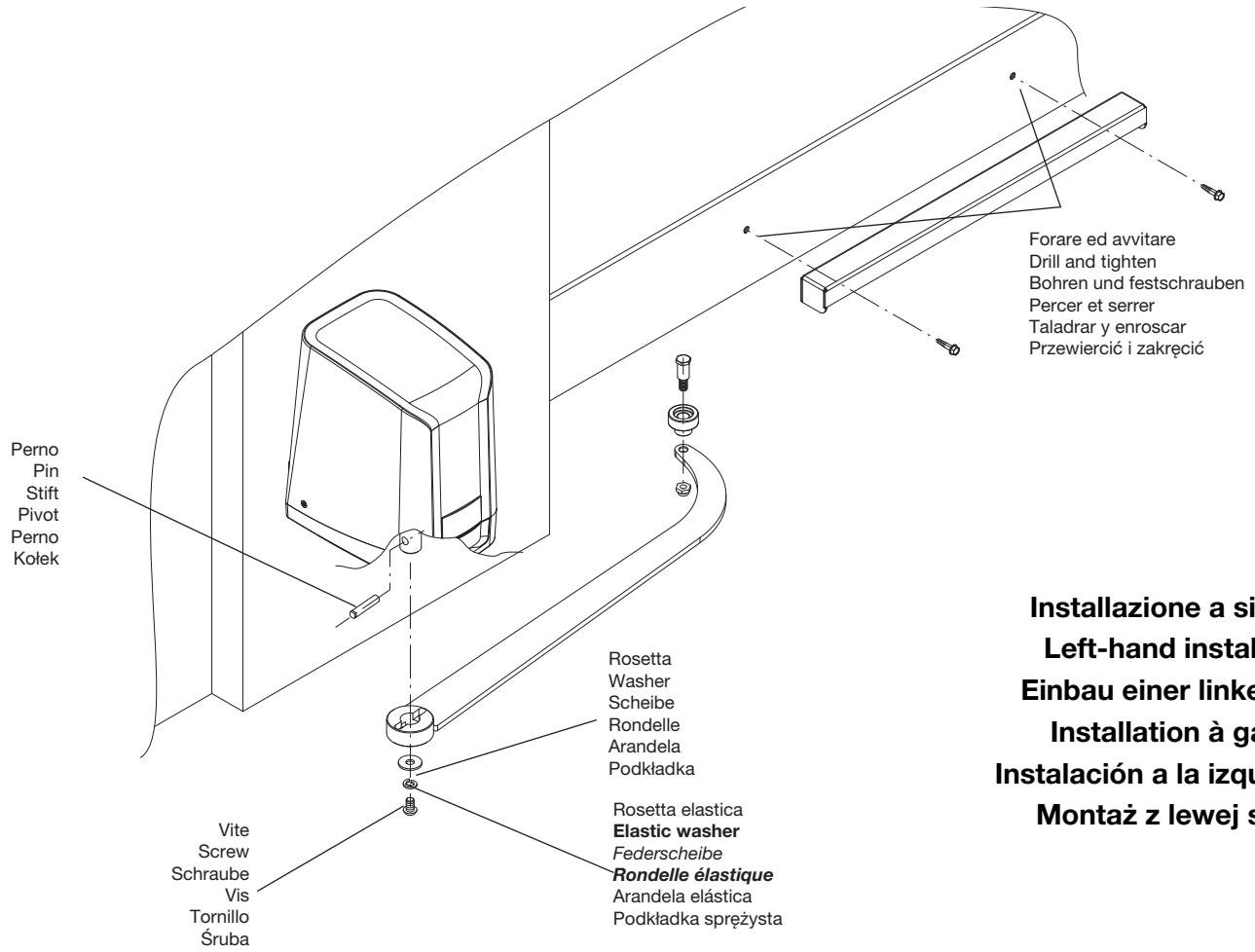
SAM.BS



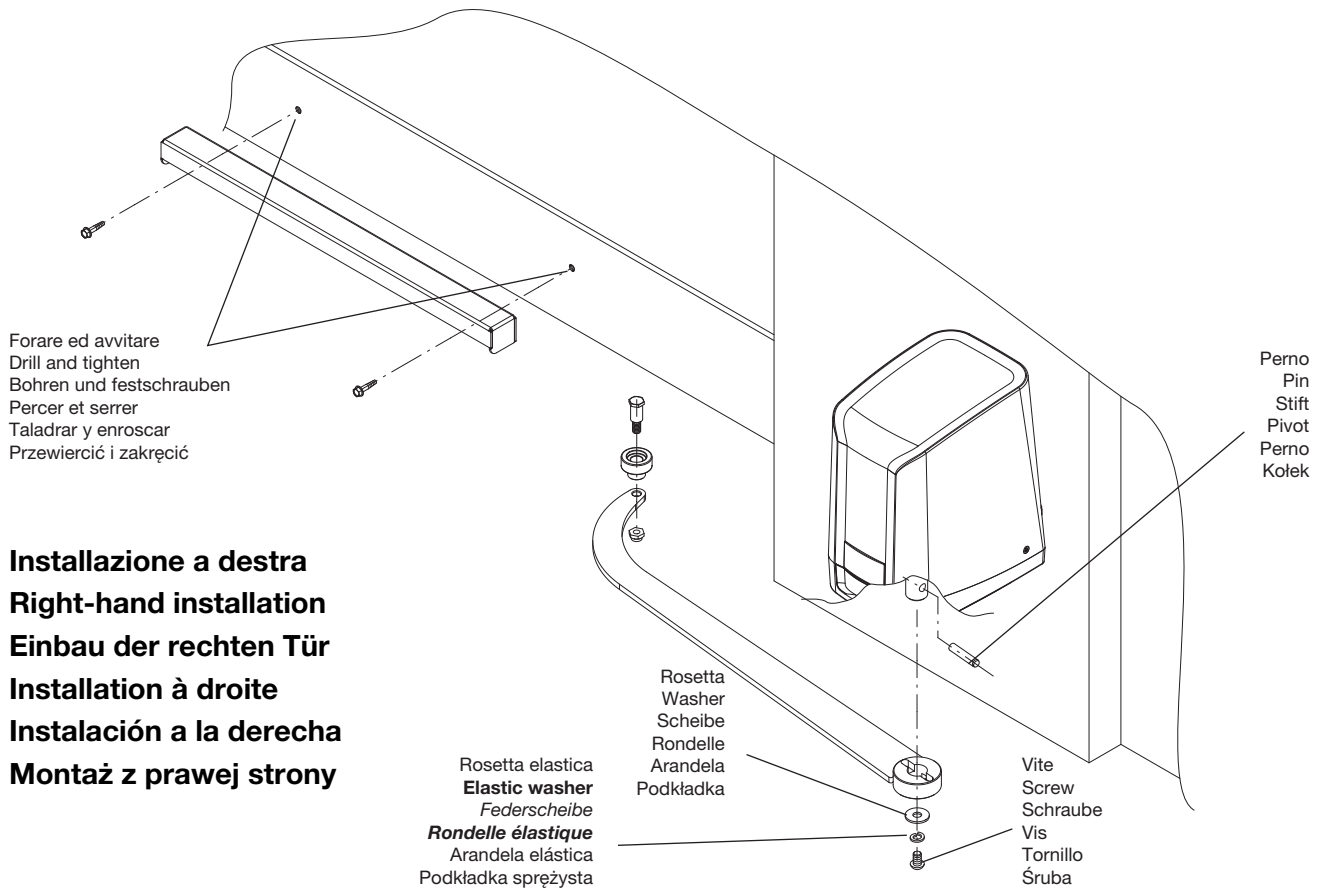
BENINCA[®]
TECHNOLOGY TO OPEN

1

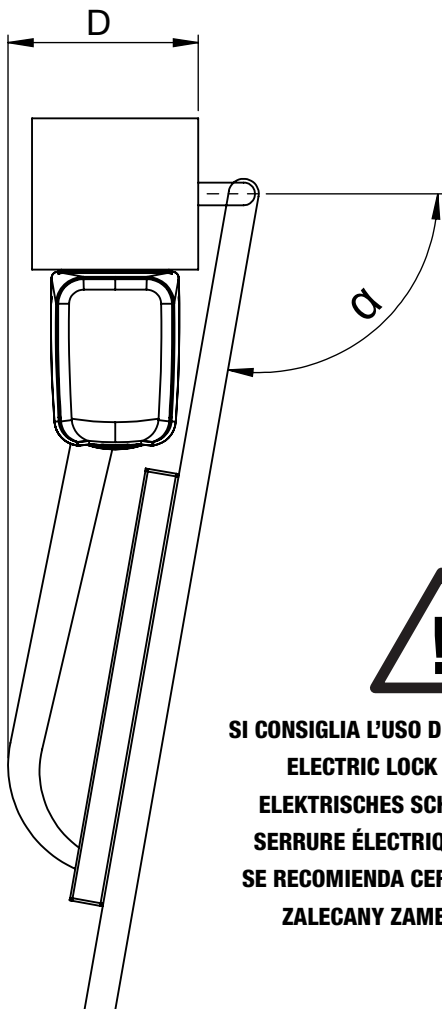
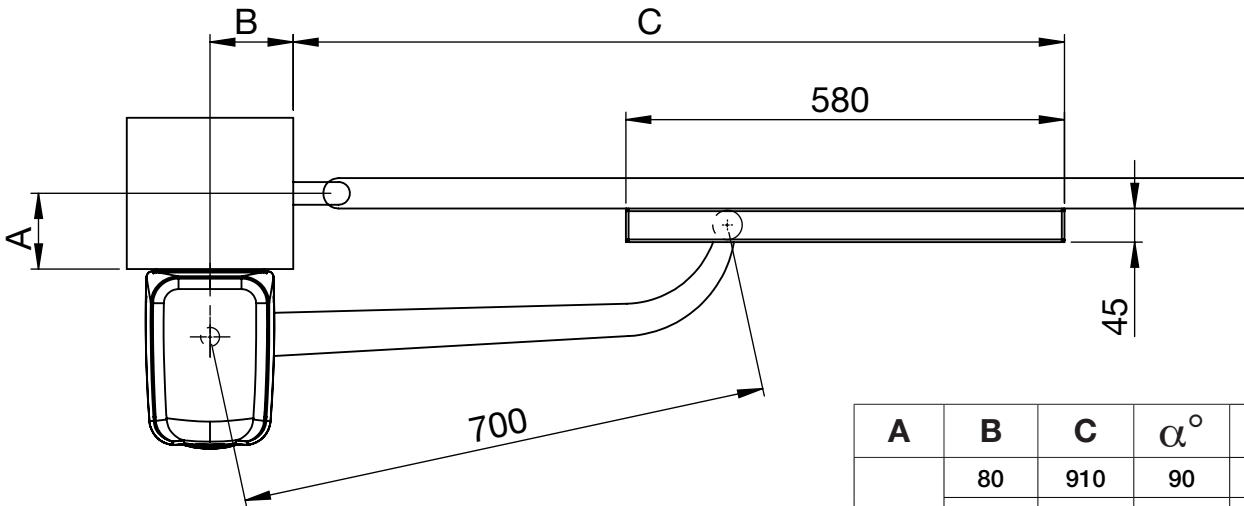
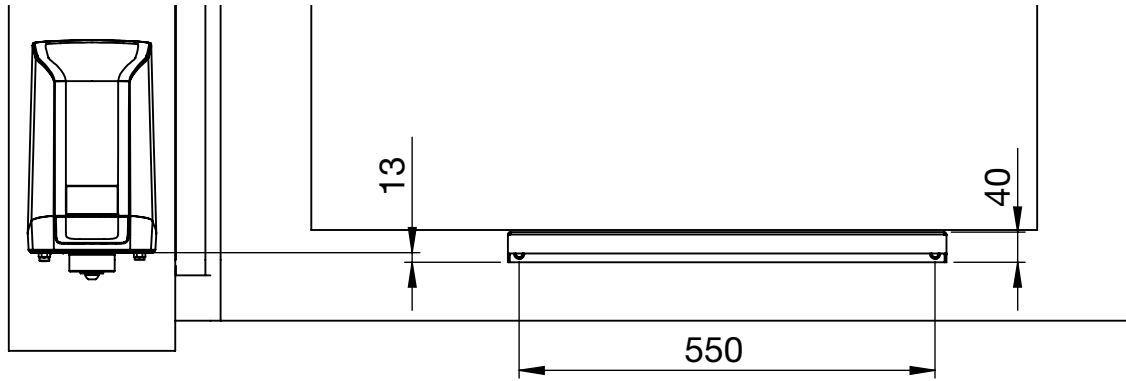
**BRACCIO A SCORRERE PER SAM / SLIDING ARM FOR SAM
GLEITENDER ARM FÜR SAM / BRAS COULISSANT POUR SAM
BRAZO A DESLIZAR PARA SAM / RAMIĘ PRZESUWNE DO SAM**



**Installazione a sinistra
Left-hand installation
Einbau einer linken Tür
Installation à gauche
Instalación a la izquierda
Montaż z lewej strony**



**Installazione a destra
Right-hand installation
Einbau der rechten Tür
Installation à droite
Instalación a la derecha
Montaż z prawej strony**



A	B	C	α°	D
20	80	910	90	-
	90	940	100	240
	140	970	110	380
	190	1020	120	510
50	80	940	90	-
	100	970	100	250
	150	1000	110	280
	180	1030	115	460
100	80	990	90	-
	110	1020	100	260
150	80	1040	90	-
	120	1070	100	270
200	80	1090	90	-
230	80	1105	90	-



SI CONSIGLIA L'USO DI ELETTROSERRATURA
ELECTRIC LOCK RECOMMENDED
ELEKTRISCHES SCHLOSS EMPFOHLEN
SERRURE ÉLECTRIQUE RECOMMANDÉE
SE RECOMIENDA CERRADURA ELÉCTRICA
ZALECANY ZAMEK ELEKTRYCZNY

Lunghezza massima anta Door leaf max. width Maximale Flügellänge Longueur maximum porte Longitud máxima hoja Maksymalna długość skrzydła (m)	Peso massimo anta Door leaf max. weight Maximales Flügelgewicht Poids maximum porte Peso máximo hoja Maksymalna masa skrzydła (kg)
1,0	180
1,5	150
2	120
2,3	100
2,5	80

BENINCA

AUTOMATISMI BENINCÀ SpA - Via Capitello, 45 - 36066 Sandrigo (VI) - Tel. 0444 751030 r.a. - Fax 0444 759728
