

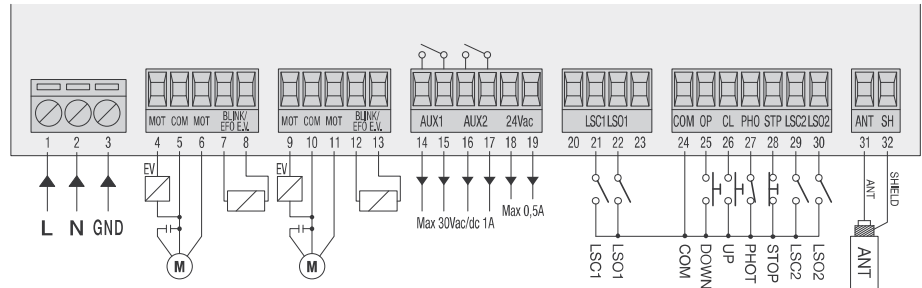
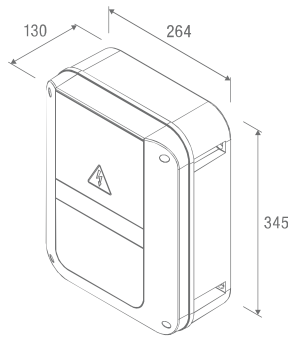


MAX.CP

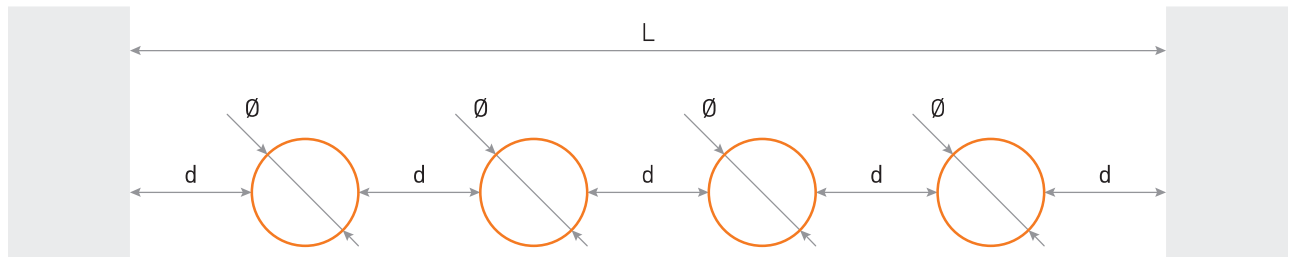
Control panel for 2 hydraulic bollards



- 230 Vac 50/60 Hz power supply
- Control panel for 1 or 2 hydraulic bollards MAXIMUM
- Integrated 433.92 MHz 64-code receiver with 3 encoding systems (Advanced Rolling Code, Rolling Code, Fixed Code)
- Removable terminal boards
- Parameter and operation logic regulations through integrated LCD display
- Automatic, semi-automatic and deadman's logic
- Programming access password
- Equipped with step-by-step command inputs separate for each bollard and centralised command inputs ALL UP and ALL DOWN for the raising and the lowering of both bollards
- **Version with built-in board to manage buzzer/LED lights available (MAX.CP BL)**
- Separate limit switch inputs for each motor
- Control inputs for loop detectors and protection devices (GL.PRES)
- 2 outputs configurable as bollard status indicator or command of the optional board CP.BL
- Designed for the connection of the optional board CP.BL to manage signal lights and the warning buzzer GL.BUZZ
- Protection level IP54



CALCULATION OF THE BOLLARD NUMBER PER PASSAGE:



$$N = \frac{L - d_{\text{recommended}}}{\varnothing + d_{\text{recommended}}}$$

L (mm) = width of the passage for the vehicles access

N = number of necessary bollards

Ø (mm) = bollards diameter

d (mm) = distance between bollards

d_{recommended} (mm) = recommended distance between bollards (1.200 mm)

$$d = \frac{L - (\varnothing \cdot N)}{N + 1}$$



RISE Srl

Sede legale: Via del Capitello, 45 - 36066 Sandrigo (VI) ITALIA

Sede operativa: Via della Tecnica, 10 - 36010 Velo d'Astico (VI) ITALIA

T +39 0444 751401 | C.F. / P.IVA (IT) 03482500240

info@riseweb.it | www.riseweb.it

