



HYDRA 500/I BASIC

230 Vac Hydraulic bollard 500 mm high



MADE IN ITALY



9343400 HYDRA 500 BASIC

9343401 HYDRA 500I BASIC

Ø 200 mm • H500 mm • → 8/9,2 mm




230 Vac hydraulic bollard, powder coating steel or AISI 316 electropolished stainless steel finish.

FEATURES

- Fast and easy to install thanks to the foundation box that can be assembled on site without welding
- Hydraulic control unit integrated
- Emergency operation by unlocking key available in three different shapes
- PLUG & PLAY connection between bollard and control panel

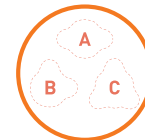
HYDRA	500/I
POWER SUPPLY	230 Vac 50/60 Hz
ABSORBED CURRENT 24Vdc	8 A max
STANBY CONSUMPTION	10 W
PUMP DELIVERY	1,5 l/min
MAX OIL PRESSURE	20 bar
OVERLOAD CUT-OUT	150 °C
MAXIMUM WORKING FREQUENCY* (WITH HY.CELL2)	750 cycles/day
PROTECTION LEVEL	IP 68
OPERATING TEMPERATURE	-15 °C / +70 °C
CONDENSER	31,5 µF
IMPACT RESISTANCE	11.000 J
BREKOUT RESISTANCE	180.000 J
KG VEHICLE-KM/HOUR	1.800-55
RAISING TIME 120mm/sec	5"
LOWERING TIME 160mm/sec	5"
OIL	BIO OIL
WEIGHT (without foundation case)	79/81 kg



The embedded un-lock device is equipped with waterproof stainless steel plug



On request it is possible to have the standard triangular insert to allow manual release of the bollard to emergency vehicles (cod. HY.REL)




The un-lock system is available in 3 different shapes (A/B/C)

(*) The maximum frequency of use indicated in the above table must be understood as indicative data, referred to a single bollard connected to a control panel, at standard temperature rating (20°C, 50% humidity). In the case of unfavorable conditions the frequency of use has to be reduced.


ACCESSORIES

HY.LED [9534120]



Top with LED lights supplied as optional (already embedded in the bollards HYDRA 500/I LED and HYDRA 500/I VA.LED).

HY.VALED [9176985]



Top with LED lights + Electricvalve for automatic lowering in case of power failure. Supplied as optional (already embedded in bollard HYDRA 500/I VA.LED).

HY.TERM [9679002]



Thermostat for cold areas.

HY.FC [9567020]



Status proximity sensor. For use with central HY.CELL2. Necessary if you use traffic lights TL2, TL2FR, TLC2 and TLC2B.

HY.BUZZ [9534051]



Warning buzzer (accessory supplied pre-assembled).

KTOOLS [9089010]



Set of installation tools.

CA500A [9150002]



Foundation box in steel with cathoresis treatment. Quick assembly with screws.

TOP20 [9261000]



Cover for foundation box CA500A.

CH05/10/15/20/25 [9171015/016/017/018/019]



Cable with connector L= 5/10/15/20/25 m. Longer cables can be supplied on demand.



HYDRA 500/I BASIC


Control panels and components for a basic installation*



MADE IN ITALY

HY.CELL1 9176520

HY.CELL2 9176521



FEATURES

- Power supply: 230 Vac - 50/60 Hz
- Small size
- Embedded Radio Receiver
- Connection between the control panel and the bollard through PLUG & PLAY cable with connector, no special restrictions with regard to the distance between the central and bollard

HY.CELL1:

- Not prepared for the sensor HY.FC or traffic lights

HY.CELL2:

- It can manage up to two bollards
- Master / slave configuration for systems with more than 2 bollards
- Requires CPTL and HY.FC for the management of any traffic light



1 HYDRA 500/I



2 HYDRA 500/I

1 HYDRA 500/I BASIC

2 HYDRA 500/I BASIC

4 HYDRA 500/I BASIC

HY.CELL1



1x



* all bollards need commands and safety devices.

Recommended distances



+

1x KTOOLS

1x CA 500A

HY.CELL2



2x




+

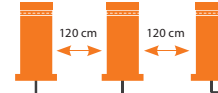
1x KTOOLS

2x CA 500A

HY.CELL2



4x

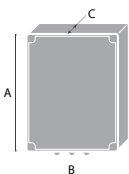


+

1x KTOOLS

4x CA 500A

TECHNICAL DRAWING



	A (cm)	B (cm)	C (cm)	IP GRADE
HY.CELL1	29	22	12	IP 55
HY.CELL2	29	22	12	IP 55

