



ProLoop Lite

Loop detector for industrial gates, barrier systems and car park systems

Intelligent, simple, compact

- Numerous potential applications
- Maintenance-free, so high operational reliability
- Very short commissioning time thanks to simple programming
- Easier operation thanks to the LCD display

ProLoop Lite


Loop detector for gates, industrial barrier systems and car park systems

Detection with a system

With ProLoop Lite, every loop detection is absolutely reliable. ProLoop Lite monitors and evaluates induction loops installed in the ground and detects all types of metallic vehicles: Bicycles, cars, fork-lift trucks, trucks and tractor/trailer combinations with drawbar are accurately detected. The easy-to-understand operating and display concept makes ProLoop Lite particularly user-friendly. Loop and detector are electrically isolated for maximum reliability.

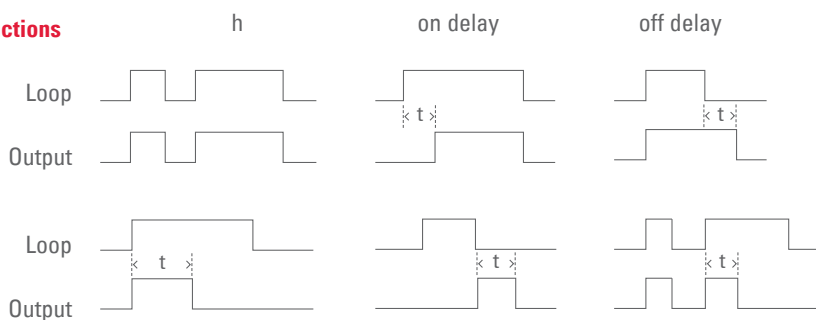
ProLoop Lite – it couldn't be easier!

The intelligent software and compact design enable simple operation and commissioning.



Functions

Time functions



Advantage

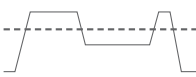
The time response of the output signal can be adapted to the required application.

ASB

off



Switching threshold
Signal



Sensitivity
Level



Output



on



Switching threshold
Signal



Sensitivity
Level



Output



Advantage

If ASB (Automatic Sensitivity Boost) is activated then once the vehicle has been detected the sensitivity is increased to the end of detection. ASB ensures that vehicles with greater ground clearance are still detected while they are driving over the loop.

Frequencies

You can choose between four different frequencies.

Advantage

Crosstalk between adjacent loops and interference from other sources on the same frequency are avoided.

Expanded accessories

The pre-fabricated induction loop is an important component of vehicle detection via a loop detector. It is easy to install in the ground and is available in different dimensions.



Induction loop

Display

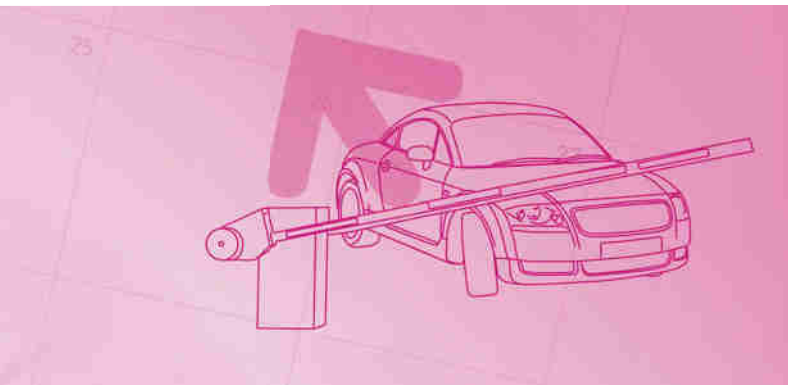
Parameter no.

Loops 1+2



Factor/function

Parameter name



Applications

Situation

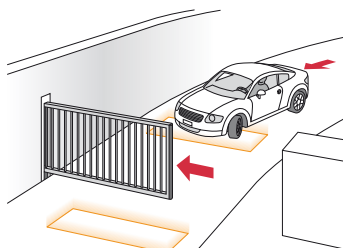
Use on a sliding gate

Solution

- Opening and closing of gates in interior and exterior applications

Advantages

- Contactless activation of the gate system
- Reliable operation even in adverse weather conditions



Situation

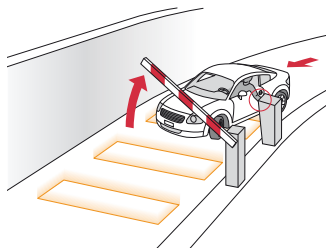
Use on a barrier system

Solution

- Opening and closing of barriers in the entrance and exit areas of car parks
- Activation of parking ticket dispensers

Advantage

- The barrier opening pulse can also be used for counting purposes to display the occupancy of multi-storey car parks



Situation

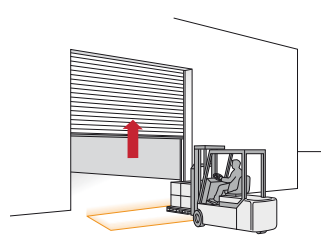
Use on industrial gates

Solution

- Opening of gates in interior and exterior applications

Advantage

- Contactless activation of the gate



Situation

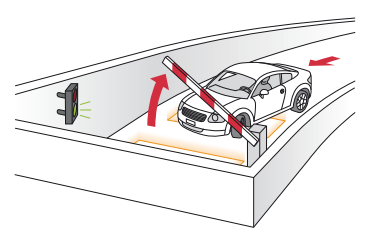
Entrance at gates with traffic lights

Solution

- Controlling of gates and light signals in obscured entrance areas and bottlenecks

Advantages

- Traffic control
- Shortened waiting times through optimized traffic flow




Ordering information

Item no.	Description
1-loop devices	
353 825	ProLoop Lite 1.24DC 1-loop detector with 2 relay outputs
353 826	ProLoop Lite 1.230AC 1-loop detector with 2 relay outputs
2-loop devices	
353 827	ProLoop Lite 2.24DC 2-loop detector with 2 relay outputs
353 828	ProLoop Lite 2.230AC 2-loop detector with 2 relay outputs
Accessories	
213 928	Finished loop, loop circumf. = 6 m, supply cable = 10 m
213 929	Finished loop, loop circumf. = 6 m, supply cable = 15 m
213 940	Finished loop, loop circumf. = 8 m, supply cable = 5 m
213 904	Finished loop, loop circumf. = 12 m, supply cable = 15 m
	Other dimensions available on request: Loop circumference min. 6 m, max. 25 m; supply cable max. 50 m



Additional products

ClickLine Electrical safety edge Rubber profiles with click-in foot	
CoverLine Electrical safety edge Rubber profiles for clicking in on the side	
Herkules 2E Microwave motion detector for industrial gates	

Technical data

Mechanical data	
Housing	For DIN rail mounting Material: PA, black/gray
Dimensions	22.5 mm × 94 × 90 (B × H × T)
Weight	140 g
Connection type	Screw-type plug-in terminals
Loop supply cable	∅ 1.5 mm ² , twisted at least 20x per meter Max. 100 m at 20–40 µH Max. 200 m at over 40 µH
Electrical data	
Supply voltage	24 VDC –10% to +20% 84 mA 230 VAC ± 10%, 50 Hz, 12 mA
Power draw	Max. 2.9 VA
Duty cycle	100%
Loop inductance	Max. 20–1000 µH Ideal 80–300 µH
Frequency range	4 switchable frequencies
Response sensitivity	Frequency change: 0.01–1.00% in 9 levels
Hold time	Infinite (factory setting) or in accordance with programming
Loop resistance	< 8 ohm incl. supply line
Output relay	Max. 240 VAC, 2A/30 VDC; 1 A; AC-1
Channel switching time	1-loop device 25 ms 2-loop device 50 ms
Maximum detectable vehicle speed	50 km/h with corresponding loop
Approval	R&TTE 1999/5/EC
Ambient conditions	
Protection class	IP20
Operating temperature	–20°C to +60°C
Storage temperature	–40°C to +70°C
Humidity	< 95%, non-condensing

Note

Technical information and recommendations about our products are based on empirical values and represent a guide for the user. The data provided in brochures and data sheets is not an assurance of particular product features. This does not apply to special product features in individual cases that are confirmed by us in writing or on an individual basis. We reserve the right to make changes due to technical developments.

BBC Bircher Smart Access

Wiesengasse 20
8222 Beringen
Switzerland
Phone +41 52 687 11 11
info@bircher.com
www.bircher.com